

Character Design

FLHS Art Club



**Think about your
favorite characters
in media**





Quotes (° 5 °)

I find that the only way to make my characters really interesting to children is to exaggerate all their good or bad qualities, and so if a person is really nasty or bad or cruel, you make them very nasty, very bad, very cruel. If they are ugly, you make them extremely ugly. That i think is fun and makes an impact.

- **Roald Dahl**




Quotes (° 5 °)

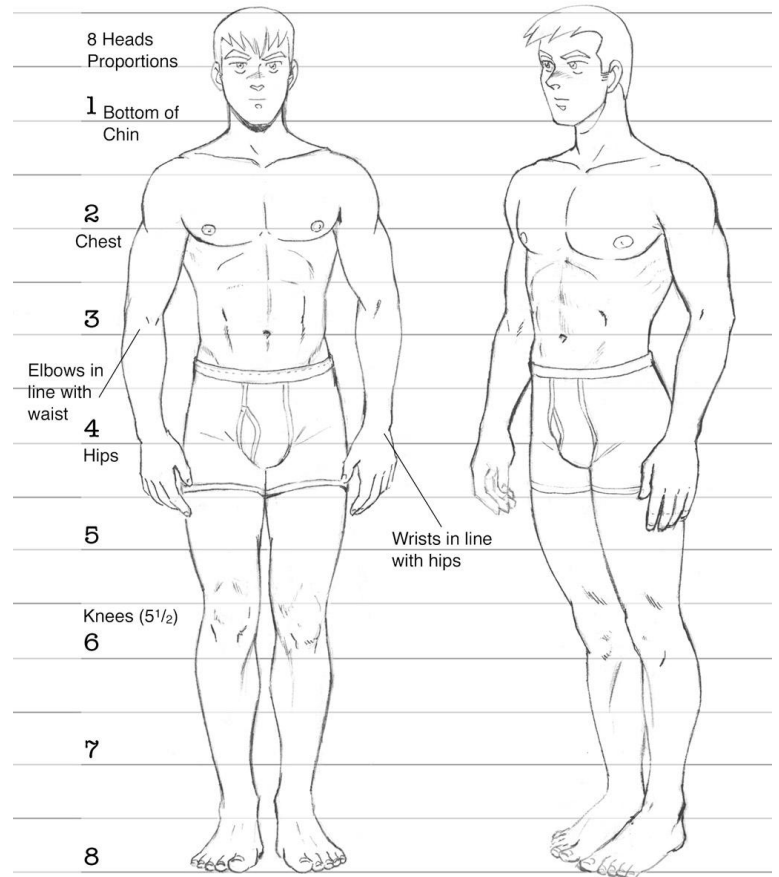

The way the films look will never entertain an audience alone. It has to be in the service of a good story with great characters.

- **John Lasseter**

Proportions



- How big is the head in relation to the rest of the body?
- How many “heads” tall is the character?
- The overall look of your character will depend on this relationship and its effect on the proportions
- Then you can consider things like body shape, individual body parts, expression, clothes, posture and accessories





ACTIVITY - Shapes

- 1) Using as many different shapes as you can, make as many different faces as you can in 10 minutes
- 2) Make as many different bodies/characters possible out of the same shape
- 3) Make a model sheet with front, side, and $\frac{3}{4}$ views of a character

Character Design Challenge

Create unique characters from each of the shapes below.



INSTAGRAM

@kidatart_

@karlkopinski

@stephensilver7

@drawwithjazza